

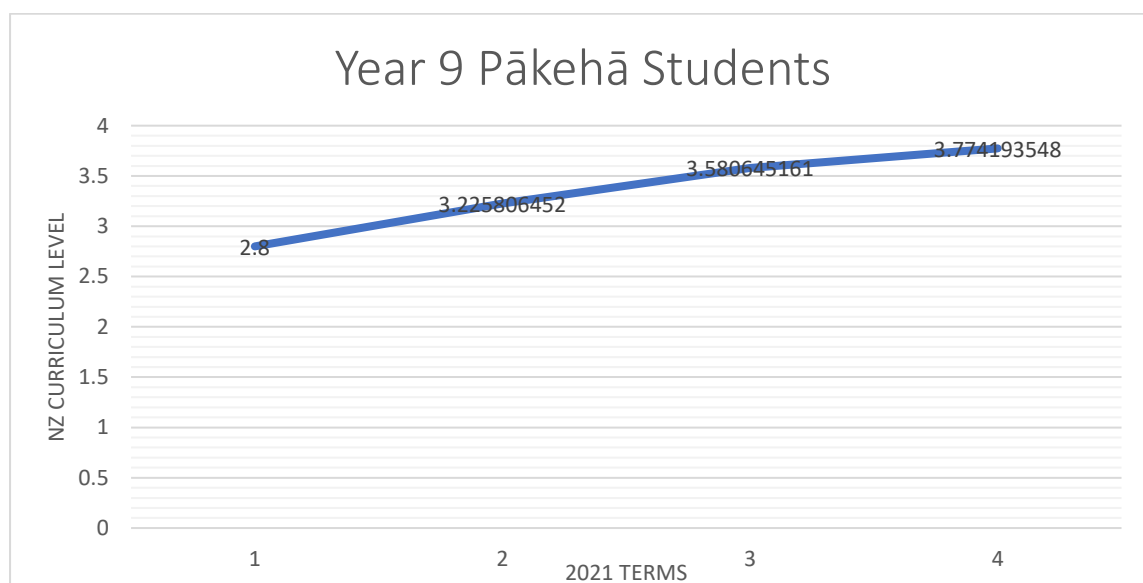


TAMATEA

HIGH SCHOOL

2021 Mathematics Year 9 Analysis by Ethnicity

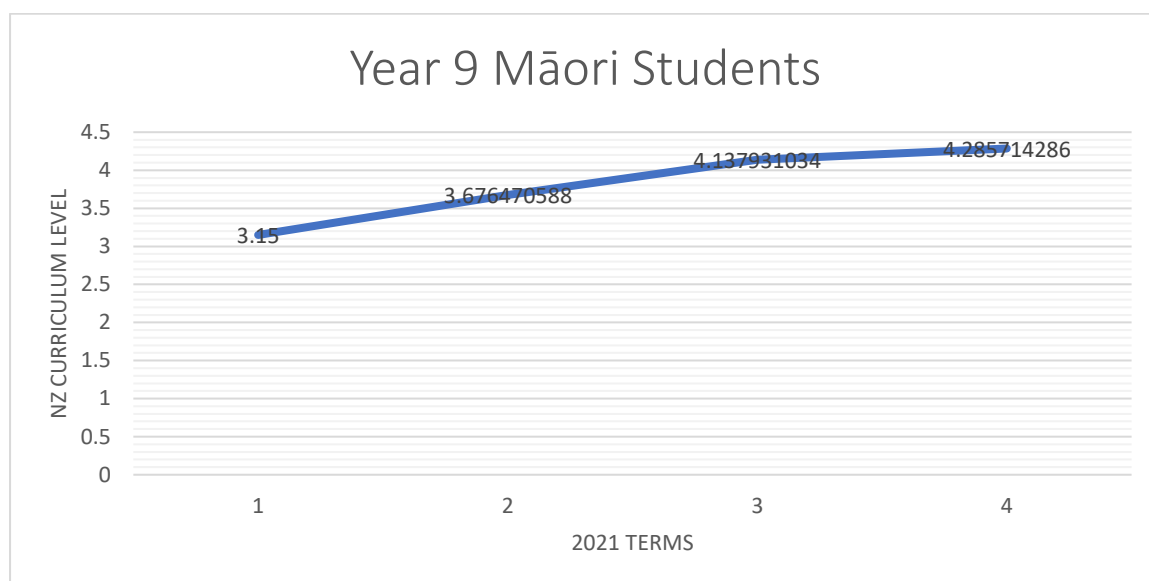
Pākehā Students



Pākehā Students in Year 9 Stats				
NZC	Term 1	Term 2	Term 3	Term 4
NZC 1	8	3	1	3
NZC 2	7	5	10	4
NZC 3	4	11	3	7
NZC 4	8	10	10	7
NZC 5	3	2	4	6
NZC 6	0	0	3	4
Total Students	30	31	31	31
Mult level	37%	39%	55%	55%

Pākehā Students were at NZ curriculum level 2.8 at start of the year. They made steady progress to finish the year at level 3.77. This is a good start as Pākehā students together have moved up a curriculum level. 37% of Pākehā students were multiplicative at the start of the year. We are finishing with 55% being multiplicative. Lots of work still to be done with Y9 Pākehā students in Mathematics to ensure they are ready for NCEA by end of year 10.

Māori Students



Māori Students in Year 9 Stats				
NZC	Term 1	Term 2	Term 3	Term 4
NZC 1	1	1	0	0
NZC 2	11	4	3	3
NZC 3	14	8	4	5
NZC 4	9	17	12	14
NZC 5	5	0	6	5
NZC 6	0	4	4	8
Total Students	40	34	29	35
Mult level	35%	62%	76%	77%

Māori students who sat the lomas test showed they were working at NZ curriculum level 3.15 at the start of the year. They made steady progress through the year, finishing the year at 4.29. This great news as Māori students have gone up 1.14 curriculum levels. This means a strong cohort of Māori mathematicians are coming in y10 next year. Y9 Māori students were 35% multiplicative, finishing the year very strong at 77%. This is exactly what we want to see. It gives these students a much better opportunity to succeed in senior Mathematics courses.

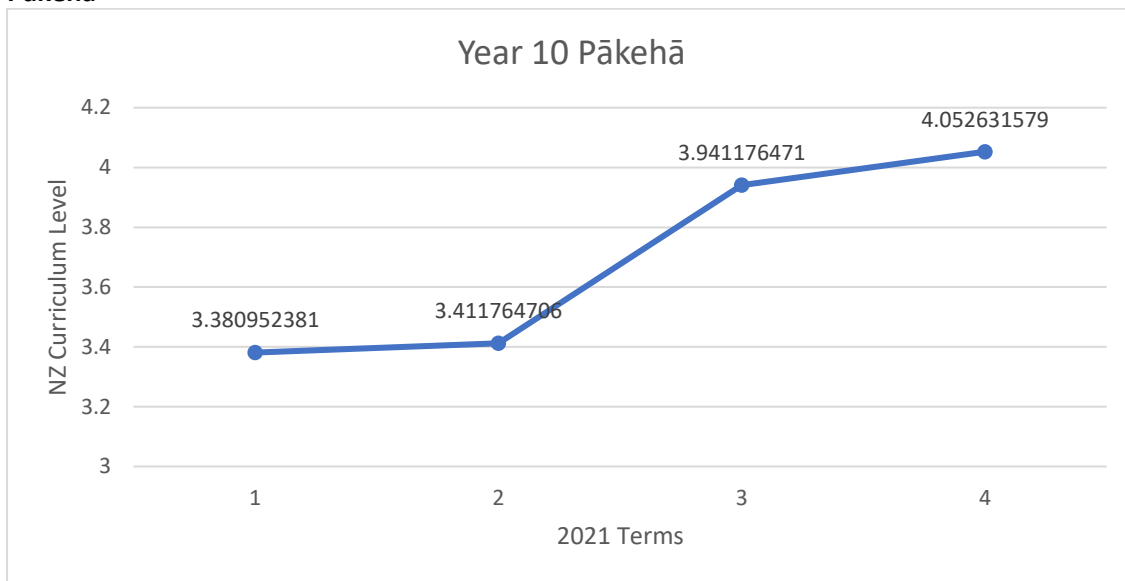
Year 9 Asian Students

There were 2 Asian students in year 9. They showed accelerated progress moving from level 4 – 6 over the year.

Year 9 Pacifica Students

There were 2 Pacifica students in Year 9 this year. It is very concerning that they started the year at level 2 and are finishing the year at the same place. We will ensure that they are supported in the next year as these students go into year 10.

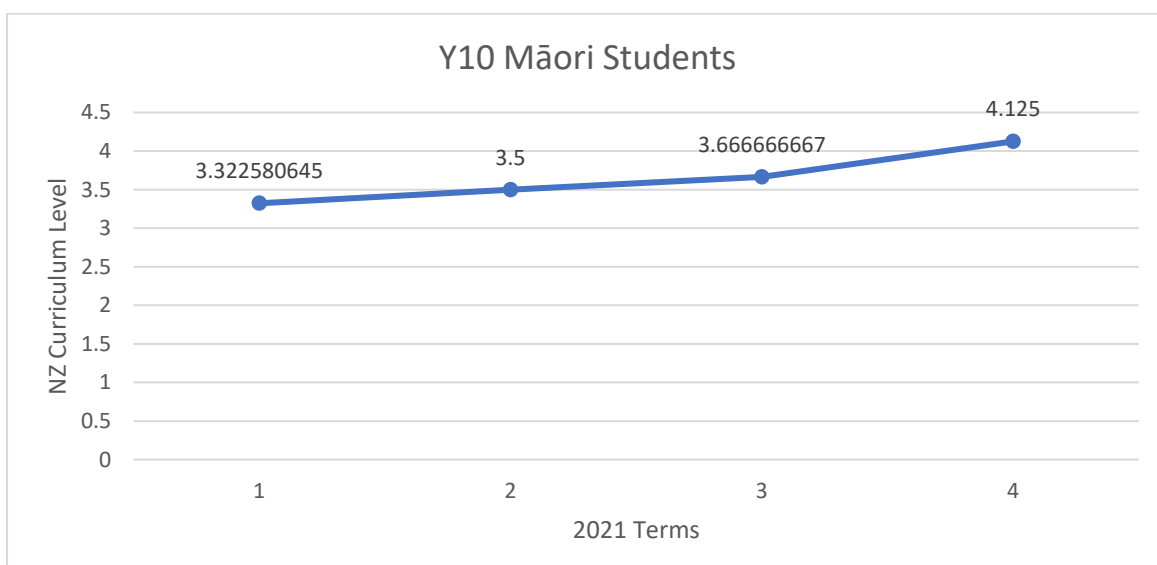
Year 10 Analysis by Ethnicity
Pākehā



Pākehā Students	Term 1	Term 2	Term 3	Term 4
NZC 1	2	3	2	2
NZC 2	2	1	0	1
NZC 3	7	4	4	2
NZC 4	6	5	5	6
NZC 5	4	3	3	5
NZC 6	0	1	3	3
Total	21	17	17	19
Multiplicative	48%	53%	65%	74%

Year 10 Pākehā students were at NZ curriculum level 3.38 at the start of the year. They remained at the same mark up till term 2. A huge progress was noted in the term 3 Lomas test results. Year 10 European students as a group are at level 4.05 as we finish the year. A huge increase in number of students being multiplicative has been noted. From 48% at start of year to 74% at the end.

Year 10 Māori



Māori Students	Term 1	Term 2	Term 3	Term 4
NZC 1	3	1	2	1
NZC 2	4	3	3	2
NZC 3	9	7	8	3
NZC 4	12	7	6	10
NZC 5	1	3	5	3
NZC 6	2	1	3	5
Total	31	22	27	24
Multiplicative	48%	50%	52%	75%

Māori students in year 10 went up from 48% multiplicative to 75%. Progress was slow in the first three terms but the huge jump can be noted for term 4. Māori students in year 10 were working at NZ Curriculum level 3.32 at the start of the year. They are finishing strong at 4.125. This puts most students in year 10 in a very good position to be successful in year 11 Mathematics courses. There are a few students who will need some support to get across the line.

Asian and others

There are 3 Asian students and 2 who identify themselves as others. They have all made good progress over the year, moving up atleast 1 curriculum level. They are also in a good position to excel in Mathematics courses next year.